

じか
ゆ
んき

なまえ

Handwriting practice grid for the character 'こ' (ko), consisting of a top row with the character and seven empty rows below for practice.

Handwriting practice grid for the character 'う' (u), consisting of a top row with the character and seven empty rows below for practice.

Handwriting practice grid for the character 'い' (i), consisting of a top row with the character and seven empty rows below for practice.

Handwriting practice grid for the character 'し' (shi), consisting of a top row with the character and seven empty rows below for practice.

Handwriting practice grid for the character 'つ' (tsu), consisting of a top row with the character and seven empty rows below for practice.

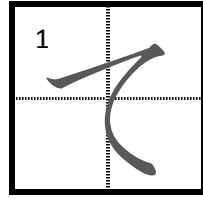
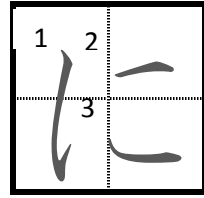
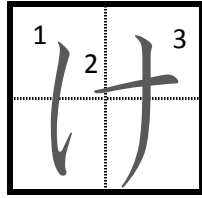
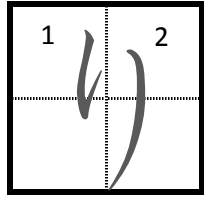
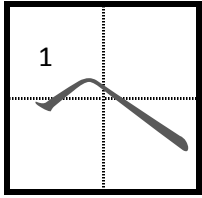
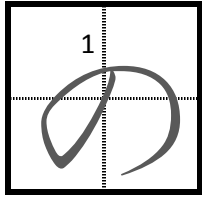
Handwriting practice grid for the character 'く' (ku), consisting of a top row with the character and seven empty rows below for practice.

じのかたちをよくみてていねいにかきましょう。

ねん

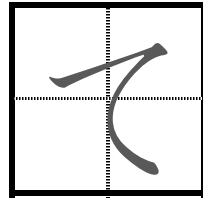
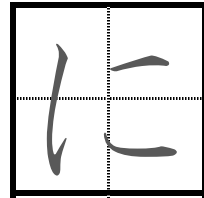
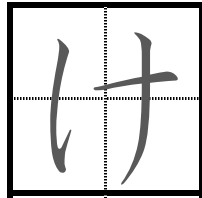
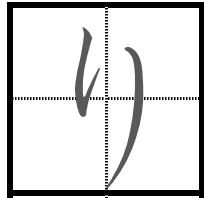
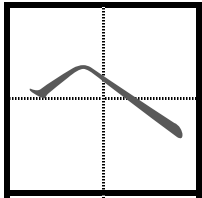
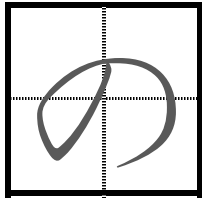
くみ

ばん



じか
ゆん
き

なまえ



じのかたちをよくみてていねいにかきましょう。

ねん

くみ

ばん

1 2
す

1 2 3
か

1
そ

3 2
1
せ

1 2 4
3
ほ

1 2 3
は

じか
ゆ
んき

なまえ

す

か

そ

せ

ほ

は

じのかたちをよくみてていねいにかきましょう。

ねん

くみ

ばん

ん 1

た 1 2 3 4

ち 1 2

ら 1 2

も 1 2 3

と 1 2

じか
ゆんき

なまえ

ん

た

ち

ら

も

と

じのかたちをよくみてていねいにかきましょう。

ねん

くみ

ばん

1 ひ

1 3
2 ま

1 3
2 き

1 2
3 き

1 る

1 ろ

じか
ゆん
き

なまえ

ひ

ま

き

き

る

ろ

じのかたちをよくみてていねいにかきましょう。

ねん

くみ

ばん

